

Charley's

GREENHOUSE
& GARDEN SUPPLY

PRODUCT CATALOG 2025

Buy Gardening
Equipment and
Accessories for
Your Yard

CHOOSING THE RIGHT GREENHOUSE

READY TO SHIP OR
CUSTOM MADE?



Table of Contents

4 OUR THREE DISTINCT GREENHOUSE LINES

Plus - meet our online supply and polycarbonate stores

5 CHOOSE THE RIGHT GREENHOUSE FOR YOUR GROWING NEEDS

6 FINDING THE PERFECT LOCATION

Tips on adding power and utilities

8 FREESTANDING OR ATTACHED?

Which one is right for you?

9 YOUR GREENHOUSE FOUNDATION

10 READY-TO-SHIP VALUE MODELS

Tremendous value by Cross Country Greenhouses; purchase today – no wait times

14 CHOOSING THE RIGHT FRAME

The backbone of your greenhouse

15 HERITAGE WOOD GREENHOUSES

Western Red Cedar Models

18 WINTER GARDENZ GREENHOUSES

Four ready to ship greenhouse kits with a classic black frame

21 HIGH WINDS AND SNOW LOADS

22 ARCHITECTURAL ENHANCEMENTS FOR YOUR CROSS COUNTRY GREENHOUSE

24 MADE-TO-ORDER CROSS COUNTRY GREENHOUSES

Discover our popular models; Cape Cod, Traditional, Cottage, and Pacific Series

32 ATTACHED GREENHOUSE MODELS

34 COMMERCIAL GREENHOUSE DESIGNS

36 ACCESSORIES

43 THE POLYCARBONATE STORE

For DIY customers who like to build it themselves

Charley's Greenhouse & Garden Supply

Toll Free:1-800-322-4707

Email:info@charleysgreenhouses.com

Web:www.charleysgreenhouses.com

Address:17979 State Route 536,
Mount Vernon, WA, 98273

Customer Service Hours:

Mon - Fri :7:00 am - 4:00 pm (PST)

Sat Only:8:00 am - 4:00 pm (PST)

Visit Our Store & Showroom

With Ten Greenhouses on Display!

Mon - Sat :9:00 am - 4:00 pm (PST)



Online Buyer's Checklist

Get started on your greenhouse project. Our Buyer's Checklist walks you through all the options. Try it on our website today!



DESIGN YOUR OWN GREENHOUSE



Need a price to plan your greenhouse?

Our simple to use app takes less than 2 minutes. No contact info needed. Visit our website today!

Welcome Gardening Friends!



For over 50 years, Charley's Greenhouse & Garden Supply has been the trusted choice for greenhouse gardeners in America.

It all began in 1973 when Charley Yaw, fresh out of college, built a backyard greenhouse that thrilled a customer, sparking word-of-mouth sales. At the

time, it was hard for backyard gardeners to find supplies, so Charley and his wife, Carol, created a small black and white catalog. Despite having limited funds to print just 400 copies, their business took off. Over time, Charley's became the #1 supplier of specialized greenhouse equipment and garden supplies in the USA.

With Charley and Carol now retired, our team continues their legacy of **customer care, offering expert tips on plant**



care, pest control, and greenhouse design. We're excited to announce that Charley's has joined the **BC Greenhouse Builders** family, a company that shares our dedication to outstanding quality and customer satisfaction. Together, we promise to keep providing you with eco-friendly products, personalized service, and support for your gardening journey, whether you're a seasoned gardener or just starting out. **Connect with us today!**



Charley & Carol, 1975

Here at Charley’s, we’ve been helping gardeners create the perfect garden setup for over 50 years. With our three **distinct greenhouse lines**, the **Garden Supply Store** and **The Polycarbonate Store**, we have everything you need to bring any project to life!

Cross Country Greenhouses



Our **Cross Country Greenhouses** by BC Greenhouse Builders are built to last. These made to order greenhouses are crafted with premium aluminum frames and have been the choice for customizing and creating your vision for over 74 years. Combined with weather resistance, high wind and snow loads and a lifetime warranty, these are the greenhouses that stand the test of time.

Winter Gardenz Greenhouses



Winter Gardenz Greenhouses, manufactured in New Zealand for the last 15 years, are a less costly option that is ready to ship today. With four standard backyard sizes in stock, this is a great option for budget friendly buyers who are looking for a greenhouse to withstand the elements that doesn’t require modifications. Your choice of glass or polycarbonate to suit your climate.

Heritage Wood Greenhouses



Our **Heritage Wood Greenhouses** are handcrafted from Western Red Cedar by our very own Charley’s team. These made to order greenhouses are more than just functional; they’re a statement piece for your backyard, bringing charm and delight to gardeners for over 20 years.



We invite you to check out our **GARDEN SUPPLY SHOP** that has high quality accessories, gardening supplies, and equipment to help your plants thrive. And for our DIY enthusiasts, swing by **THE POLYCARBONATE STORE!** This is where you will find top-quality polycarbonate panels, hardware, sealants and capping to build your next project.

So, whether you’re just dreaming or ready to build – let’s turn your green thumb dreams into reality!



Choosing the Right Greenhouse for Your Growing Needs

When choosing a greenhouse, you’ll need to think about how you plan to use it. Not every greenhouse is built to keep your tropical plants thriving through a snowstorm. We typically see three different types of gardeners based on the greenhouse they select.



1 The Winter-Ready Gardener

WHAT THEY DO:
Love using their greenhouse in spring and summer to get the most out of peak growing months.
WINTER PLANS:
Ready to take a vacation from their busy gardening life come wintertime.
GREENHOUSE GOALS:
Keep their plants protected from frost over the winter.
THEIR GREENHOUSE:
A lovely single glass greenhouse, that has an insulating twinwall polycarbonate roof, that lets lots of light in during the growing period.



2 The Season-Extender

WHAT THEY DO:
Start seeding in February, and still grow well into October. They also love testing their hand at some winter crops too.
WINTER PLANS:
Wants to continue gardening through the chilly weather.
GREENHOUSE GOALS:
Extend their growing season and manage colder temperatures.
THEIR GREENHOUSE:
A twinwall polycarbonate beauty to help maintain nighttime temperatures around 55°F, complemented by a heater to keep things warm.



3 The Tropical Plant Lover

WHAT THEY DO:
Specializes in orchids, tropical house plants, and other heat-loving plants.
WINTER PLANS:
Stay cozy in their greenhouse, just like their tropical plants.
GREENHOUSE GOALS:
Maintain a consistently warm space for their tropical and exotic plants.
THEIR GREENHOUSE:
A double glass greenhouse with excellent insulation and a heater going to keep things at a cozy 60°F during winter.

Charley's Pro Tip: Make Your Greenhouse Easy to Access

Pick a spot that's close to your utilities and has an easy walking path leading up to it. Think about how you'll get the greenhouse into place – make sure there's enough room to unload crates or bring in tools like a wheelbarrow or watering cans.



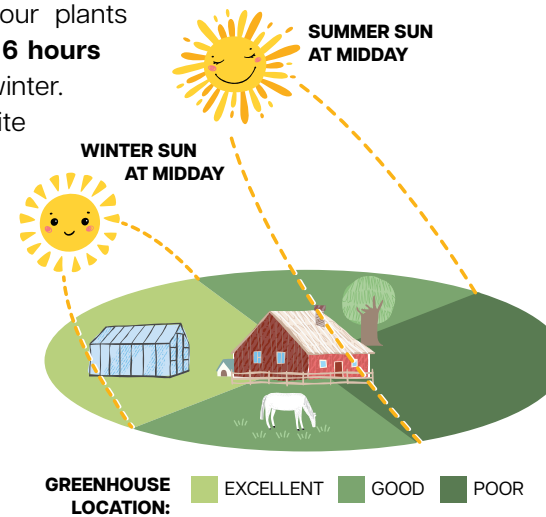
Finding The Perfect Spot

You might have a spot for your greenhouse in mind already, but before you lock it in, check out these tips to help you pick the perfect spot.

Soaking Up the Sun: To keep your plants happy and healthy, aim for at least **6 hours of sunlight each day**, even in winter.

If your chosen spot doesn't get quite that much sun, no worries – just add some grow lights to brighten things up. You can find out how many daylight hours you're working with by checking out www.timeanddate.com/sun.

For the best sunshine, position the longest side of your greenhouse to face south. This will let your greenhouse roof soak up the most sunlight throughout the day. If you're looking to extend your growing season with a cool-temperature greenhouse, set it up east to west. This way you'll help keep things cozy, allowing plants to enjoy the maximum sunlight.



Utilities And Your Greenhouse

1 USING ELECTRICITY: A 220-volt heater, for example, needs more power than a standard outlet. If you're adding fans or other electric systems, you may need to boost your power supply to keep everything running smoothly.

2 CREATE A WORKSPACE: Add a potting bench for seeding and transplanting.

3 PLUMBING PLANNING: If planning a concrete foundation, it is best to rough in the plumbing and electrical ahead of time. Consult your plumber and electrician during the planning process.

For wood foundations, utilities are commonly run under the wood after it's constructed.



Many people choose a greenhouse to start growing earlier and for longer, but if you dream of fresh fruits and veggies all year, we've still got you covered!

Year-Round Growing or Seasonal Fun?

Our greenhouses are designed with your needs in mind. Some come with a **solid aluminum frame** tough enough to handle whatever Mother Nature throws at them, while others are made from **Western Red Cedar**, perfect for getting your seeds sprouting early in the spring.

Greenhouse gardening often starts with the joy of summer tomatoes, then moves on to experimenting with winter greens, and before you know it, you're diving into cold-weather crops. That's when the real fun begins! You can play around with **grow lights**, **cozy heat**, or use an **evaporative cooler** to get your greenhouse climate just right. Think of it as an exciting science experiment filled with chances for success and lots of enjoyment.

Always remember – we're here to support you through every season of your greenhouse adventure!

Freestanding Charm? Or Attached Convenience?

With so many greenhouse options available, here is one of the first things to consider: **freestanding** or **attached**. Whether it's stepping into a garden oasis or having an easy walk to harvest, your choice can greatly enhance your gardening experience and functionality.

Freestanding Greenhouses:

- **Garden Showstopper:** Make a bold statement in your garden.
- **Find the Light:** Place it wherever sunlight is best.
- **Flexibility:** Set it up anywhere, with full control over location and look.
- **Choose Your Material:** Available in Wood or Aluminum.

Attached Greenhouses:

- **Step Right In:** Great for quick access to your garden space.
- **Energy Savings:** Acts as a solar collector, benefiting your home's heating.
- **Space Saver:** Uses minimal yard space, blending with your home.
- **Aluminum Only:** Sturdy aluminum, ideal for attaching to buildings.

Sizing: Things to Consider Before Ordering

How big should your greenhouse be, or how much space do you have?

- **Customizable to Your Space:** Many greenhouses are modular and customizable.
- **Need a Custom Fit:** Have a pre-built foundation? We design made to order options to fit.
- **Local Regulations:** Check city codes. Structures under 110 sq. ft. may not need a permit, but it's wise to confirm with your city's planning department.

Each option offers unique perks, from **striking aesthetics** to **easy access** and **energy efficiency**. Consider your routine and goals to make the best choice.



Freestanding Greenhouse



Attached Greenhouse

GETTING GROUNDED: Your Greenhouse Foundation

Now that you have the perfect spot for your greenhouse, let's talk about your greenhouse foundation. **Every greenhouse needs a strong foundation** to make sure it sticks around for the long haul. **Concrete** and **Wood Frame** are the two foundation types we see most often in our greenhouses. Planning your greenhouse foundation might seem like a big task, but don't worry – we're here to help!



Concrete Foundations

A Concrete Slab Or Perimeter Wall is your most durable option. It'll give your greenhouse a strong, stable foundation that could last for generations. If you're planning on a double glass glazed greenhouse or one bigger than 12x20, concrete is your best bet. Plus, it's easy to clean, which is always a bonus.



Need more tips? Check out our **“Essential Guide to Greenhouse Foundations”** to learn the top things you should know before you get started.



Wood Frame Foundations

A Wood Frame Foundation is a simple and budget-friendly option. They're movable too, so, in some areas, your greenhouse might even be considered temporary – no permit required! Wood foundations usually last about 15 to 20 years in typical four-season climates. We recommend them for glass glazed greenhouses up to 12x16 or polycarbonate glazed greenhouses up to 16x20.

The Sunhaven 8x8



\$4,495
In Stock Ready to Ship
Order Yours Online

The Ultimate 8x8 Backyard Greenhouse

The **8x8 Sunhaven Greenhouse** surpasses typical store-bought kits with its durable, plant-friendly design. Its twinwall polycarbonate panels and 82% light diffusion create the perfect environment for your plants, no matter the season. It can also handle tough weather with ease. Built to last, the Sunhaven holds up to **32 pounds**

of snow per square foot and **withstands winds up to 85 mph**.

Make it your own by choosing a **white, green, or brown frame**. Its unbreakable **6mm polycarbonate glazing** and **interior bolt track system** are designed to handle heavy hanging baskets, shelving or lighting.

Carol's Pro Tip: This is the little greenhouse that could.

The extra sidewall height means more growing space you wouldn't normally get with a big box store model.



Dimensions:
8' 7½" W x 8' 7½" L x 7' 8½" H

Sidewall Height: 5' 6"

Frame: Maintenance-free, rust-proof aluminum for extra strength.

Glazing: 6mm twinwall polycarbonate, 82% light transmission, reduces condensation.

Ventilation: Solar-powered, automatic double-bar roof vent.

Door: Pre-hung storm door with sliding glass panel and screen for extra ventilation. Lockable latch & customizable hinge placement.

Assembly Required: Pre-cut, pre-drilled frame kit ready for you to assemble. Assembly is approx 2 days with 2-3 people assisting.

Warranty: Lifetime warranty for frame and 10-year limited warranty for polycarbonate glazing.

Yours for Only: \$4,495

The Legacy 8x8

Premium 8x8 Glasshouse at an Economy Price

This greenhouse offers both beauty and function, making it the perfect space for your gardening hobby. With **glass sidewalls** and a **polycarbonate roof**, you get the best of both worlds. The polycarbonate offers natural shading

while keeping the space warm on cooler days, while the beautiful glass sidewalls invite stunning views of your garden.

The Legacy is ideal for growing all kinds of plants, this greenhouse is also easy to decorate to fit your style.

Dimensions:
8' 7½" W x 8' 7½" L x 7' 8½" H

Sidewall Height: 5' 6"

Frame: Maintenance-free, rust-proof aluminum for extra strength.

Frame Color: Rideau Brown.

Glazing: 3mm single overlap glass for sidewalls and 6mm twinwall polycarbonate in the roof with 82% light transmission.

Ventilation: Solar-powered, automatic double-wide roof vent.

Door: Pre-hung storm door with sliding glass panel and screen for extra ventilation. Lockable latch & customizable hinge placement.

Assembly Required: Pre-cut, pre-drilled frame kit ready for you to assemble. Assembly is approx 2 days with 2-3 people assisting.

Warranty: Lifetime warranty for frame and 10-year limited warranty for polycarbonate glazing.

Yours for Only: \$4,995



Charley's Pro Tip:

Get extra eyebolts and line the framing bars with twine. Your tomatoes and cucumbers will grow straight up to the roof vents.

\$4,995
In Stock Ready to Ship
Order Yours Online

The Westgrove 8x12



Exclusive: \$8,895

In Stock Ready to Ship
Order Yours Online

Why The Westgrove is Better than Big Box Greenhouses:

Looking for a top-notch, **no-permit greenhouse** that doesn't sacrifice quality or strength? The Westgrove is stocked, ready to ship making it easy to get your garden going fast.

High Wind and Snow Loads: 85 mph winds and 32 pounds per sq. ft. means peace of mind when a storm is coming.

Weather Resistance: Unlike other economy greenhouses, The Westgrove is equipped with weather stripping to keep more even temperatures in the greenhouse's environment.

Raised Wall: Want to put it up on a raised wall? No problem, just let us know the height of your wall and purchase a simple and affordable door drop kit.

Choose Your Style: Choose from Arctic White or a Classic Black Frame, at no extra cost.

Flexible Roof Options: Choose classic glass or upgrade to twinwall polycarbonate for added insulation.

No Permit Hassle: Many areas won't require a permit for this size greenhouse, so you can avoid any red tape. Check with your local planning office.

Decorative: Adding decorative ridge cresting is like icing on the cake.

Dimensions:

8' 7½" W x 12' 8½" L x 8' 11⅜" H
with a 5' 6" Sidewall

Frame Color: Choice of Arctic White or Classic Black

Glazing: 3mm single overlap glass and optional 6mm twinwall polycarbonate for the roof

Ventilation: Two Solar-powered, automatic double-wide roof vents

Door: Pre-hung lockable storm door with sliding screen for extra ventilation.

Assembly Required: Pre-cut, pre-drilled frame kit ready for you to assemble. Assembly is approx 2 days with 3 people assisting.

Exclusive Offer: \$8,895

The Parkside 8x10 and 8x12



In Stock Ready to Ship
Order Yours Online

Beautiful as it is practical, the Parkside 8x10 Greenhouse is perfect for gardeners who want both charm and functionality in their backyard. With its classic steep roof, decorative ridge cresting and base panels, it adds an elegant touch to any garden.

No Concrete Needed: Decorative base panels give a polished look without the cost of a concrete foundation. All you need is a single row of 4x4s for the threshold.

Conceal, don't reveal: The base panels also hide unsightly soil bags and pots while providing some added protection to the lower part of your greenhouse. (This helps with mowing and trimming the grass to avoid rocks hitting the glass!)

Snow Sheds Easily: The high-pitched roof allows snow to easily shed which maximizes sunlight exposure in the winter months.

Dimensions:

8' 7½" W x 12' 8½" L x 10' 2⅝" H
with a 5' Sidewall

Glazing: 3mm single overlap glass and optional 6mm twinwall polycarbonate for the roof.

Ventilation: Two Solar-powered, automatic double-wide roof vents.

Door: Pre-hung lockable storm door with sliding screen for extra ventilation.

Assembly Required: Pre-cut, pre-drilled frame kit. Time to assemble is a full weekend with three to four people assisting.

Warranty: Lifetime warranty for frame and 10-year limited warranty for polycarbonate glazing.

Two Sizes:

8x10: **\$11,495**

8x12: **\$11,995**

The Backbone of Your Greenhouse: Choosing the Right Frame

At Charley’s, we know how much a quality frame matters – that’s why we offer a range of options that are built to last. With our made to order greenhouses, the sky is the limit for our Cross Country Greenhouses. You can **customize nearly any aspect** of the greenhouse including **size, slope, door placement** and **more**. For our made to order Heritage Wood Greenhouses, you have options of glazing, doors, pony wall and stain color. Read more about the differences between wood and aluminum below.

Material Matters: Wood vs. Aluminum Greenhouses. Let’s dig into what makes each material stand out, so you can find your perfect match!

Wood Greenhouses	Aluminum Greenhouses
Naturally Insulating: Wood helps keep the inside temperature just right, which is great for your plants year-round.	Built To Last: Aluminum is tough, rust-resistant, and ready for the long haul.
Homey Feel: They have a nice natural warm look, and they smell great too!	Modern Look: With their clean lines and modern vibe, aluminum frames not only do the job but also look great in your garden.
Maintenance Needs: Wood frames do need a bit of love with sealing or staining to keep them looking their best.	Style It Your Way: From elegant ridge cresting to multiple doors, aluminum lets you get creative with the design.
A Bit Heavy: They’re a bit heavier, so keep that in mind if you’re putting the greenhouse together on your own.	Effortless Upkeep: Set it up, and then just enjoy gardening with little ongoing care.
Eco-Friendly: Wood is a renewable resource, which makes it the more earth-friendly choice.	Lightweight: These frames won’t break your back during installation.
DIY Friendly: Want to add a personal touch like hanging plants or shelves? It’s easy to drill holes and customize wood frames.	Heirloom Status: These frames are so strong, you might even hand them down to your kids or grandkids.
Ongoing Care: Keep in mind, wood needs more upkeep over the years.	Efficient Temperature Management: Aluminum can quickly adapt to temperature changes, with the right glazing, making sure your plants stay comfortable throughout the seasons.



A Wood Framed WOODLAND CEDAR 8x10 Greenhouse



An Aluminum Framed TRADITIONAL SERIES 14x20 Cross Country Greenhouse



Charley’s Heritage Wood Greenhouses

Beautiful, Built to Last, and Just Right for You!

Looking for a cedar greenhouse that’s both beautiful and sturdy? Charley’s **Heritage Wood Greenhouses** offer the perfect mix of style and strength with top-of-the-line Western Red Cedar’s natural durability. **Handmade for 20 years**, these greenhouses are crafted to fit beautifully into any garden while holding up through any weather.

Why Western Red Cedar?


Western Red Cedar is naturally resistant to rot, bugs, and rough weather, so it’s made to last outdoors. Plus, its warm tones add timeless charm to your space!

- **Resilient:** Cedar stands strong against rot and pests.
- **Eco-Friendly:** Responsibly sourced from sustainably managed forests.
- **Low Maintenance:** Ages beautifully to silver-gray or can be stained a color of your choice.
- **Great Insulation:** Cedar naturally helps stabilize temperature, ideal for year-round growing.




Why Charley’s Greenhouses Outshine the Rest

- **Handcrafted Quality:** Choose your size, door type, and extra options for a greenhouse tailored to you.
- **Sturdy Cedar Frames:** Weather-resistant, with weather stripping on all doors and windows for added protection. Frames are priced unstained. Ask our team about stain color options!
- **Affordable Quality:** We keep prices competitive without cutting corners on materials or service.
- **Easy to Build:** Designed for DIY assembly with pre-cut parts and clear instructions.
- **Made in the USA:** Handcrafted with care using sustainable materials.



Alpine Insulated Cedar Greenhouse

The Most Insulated Cedar Greenhouse Anywhere



The Alpine Insulated Cedar Greenhouse is the only cedar greenhouse on the market that utilizes insulated double pane glass with fivewall polycarbonate in the roof! With insulated glass, rubber gaskets, and a cedar pony wall to keep warmth in, the sturdy crossties and aluminum capping will also protect you against wind and snow.

Here’s why it stands out:

- **Sold Unstained:** Choose to receive your greenhouse unstained or select from our range of stain options. Contact our team for details!
- **Best Insulation:** Our 5/8” Double-Pane Safety Glass offers excellent insulation (R 2.03). 16mm Super 5X-Wall polycarbonate panels on the roof (R 2.78) and either Triple Wall polycarbonate (R 2.5) or insulated glass on the walls.
- **Cedar Pony Wall:** Provides extra insulation and maintain a stable temperature.
- **Spacious Design:** 6-foot sidewalls offer ample headroom.
- **Automatic Ventilation:** Exhaust fan with a thermostat and motorized shutters controls airflow.
- **Dutch Door:** Keep temperatures steady by opening just the top.
- **Made in the USA:** Handcrafted with care using sustainable materials.



Alpine Insulated Cedar Greenhouse with Dutch Door			
Dimensions	TripleWall, with Pony Wall	Double Pane, No Pony Wall	Double Pane, with Pony Wall
8' 5 3/8" x 10'	\$12,640	\$13,340	\$15,140
8' 5 3/8" x 12'	\$13,440	\$14,240	\$16,240
8' 5 3/8" x 16'	\$15,440	\$16,340	\$18,740
10' 3" x 12'	\$15,840	\$16,440	\$18,840
10' 3" x 16'	\$17,740	\$18,440	\$21,340
10' 3" x 20'	\$20,040	\$20,840	\$24,140
11' 11 3/8" x 16'	\$21,640	\$22,540	\$25,440
11' 11 3/8" x 20'	\$24,440	\$25,640	\$28,740



Woodland Cedar Greenhouse with Storm Door	
Dimensions	TwinWall with Storm Door
8' 6 1/2" x 8' 1"	\$7,045
8' 6 1/2" x 10' 1"	\$7,495
8' 6 1/2" x 12' 1"	\$7,895
8' 6 1/2" x 16' 1"	\$8,495
10' 4" x 12' 1"	\$9,495
10' 4" x 16' 1"	\$10,495
10' 4" x 20' 1"	\$11,795
12' 1/2" x 16' 1"	\$12,895
12' 1/2" x 20' 1"	\$14,795



Woodland Cedar Greenhouse

Proudly Made in the USA.



Ideal for gardeners on a budget, the **Woodland Cedar Greenhouse** offers great insulation with polycarbonate panels. This greenhouse comes with a **secure storm door** and **extra ventilation**, making it a perfect backyard cedar greenhouse.

Here’s why it stands out:


- **Sold Unstained:** Choose to receive your greenhouse unstained or select from our range of stain options. Contact our team for details!
- **Great Insulation:** With 10mm (3/8”) thick polycarbonate glazing, it offers extra strength and great insulation (R 1.9) with 82% light transmission for your plants.
- **Spacious Design:** 6-foot sidewalls offer ample headroom for tall plants and hanging baskets.
- **Automatic Ventilation:** An exhaust fan with a thermostat and motorized shutters controls airflow.
- **Sturdy Storm Door:** The 3-foot-wide aluminum storm door (36" x 80") allows easy access, with a built-in vent screen for fresh air.
- **Easy to Assemble:** All parts are pre-cut and pre-drilled. Our illustrated directions will guide you step-by-step.



Winter Gardenz Greenhouses



The **Winter Gardenz Greenhouse** is a great solution for backyard gardeners who want to get growing now.



Winter Gardenz Models			
Dimensions	Single Glass	Twinwall Polycarbonate	Mixed Glazing
6' 5 1/4" x 8' 6 1/4"	\$4,895	\$3,595	\$3,995
6' 5 1/4" x 10' 6 1/4"	\$5,495	\$4,295	\$5,295
8' 6 1/4" x 10' 6 1/4"	\$6,995	\$5,695	\$6,695
8' 6 1/4" x 12' 7 3/8"	\$7,695	\$6,295	\$7,295



Your Choice of **Four Standard Models**

Whether you're starting seeds in spring or extending your harvest into fall, this greenhouse provides a weather-resistant space for your plants to thrive. It comes as a **ready to ship** stock kit in a classic black frame, so there's no need to worry about making choices.

Choose from **four popular sizes** and either **glass or polycarbonate panels** to best suit your growing needs. It comes with **standard base, manual roof vents, water collecting gutters and sliding doors**.



The story of **Charley's Greenhouse & Garden Supply** and **BC Greenhouse Builders**, makers of **Cross Country Greenhouses**, is rooted in shared craftsmanship and dedication to gardeners. A chance trade show meeting led to Charley's becoming their first U.S. distributor nearly 35 years ago.

BC Greenhouse Builders **specializes in custom greenhouses tailored to your needs**. Popular requests include **decorative elements** like ridge cresting, gutters, and transoms, alongside **functional upgrades** such as motorized vents, exhaust systems, and ceiling fan mounts. Clients often adjust dimensions or **upgrade glazing** with options like Low E, tinted glass, or polycarbonate.

Customizations may also involve doors, windows, lowered sidewalls, or attaching to existing structures. Unique features like zoned growing partitions, jogs for sloped foundations, and garage doors are offered, and accommodations for fireplaces as part of your design. We can even design vestibules, porticos, or breezeways to seamlessly connect your greenhouse to your home. Whatever your vision, let's bring it to life!



High Wind and Snow Loads

Built to Withstand the Toughest Weather

Your safety and budget are our priorities. **Cross Country Greenhouses** are designed to handle **wind loads up to 85 mph** and **snow loads of 32 psf**, ensuring reliable performance. For areas with harsher weather, we offer affordable upgrades for increased strength, capable of handling **over 100 psf of snow** and **wind speeds up to 140 mph**.

If permits are needed, we can provide detailed drawings to meet local requirements. Even without a permit, we can add extra supports to enhance load capacity, offering peace of mind without overspending. You don't have to break the bank to invest in a greenhouse that stands strong and keeps your garden safe for years to come.

Pro Tip:

Cross Country Greenhouses are known for their strength and ability to customize.

This is the product to choose if you have a design in mind and want a product that lasts. Be sure to connect with us and we can help walk you through the options!



Cross Country Greenhouses: Customizations and Architectural Enhancement Options



BASE PANELS
Decorative base panels add a touch of sophistication. Eliminates the need of a costly rock wall foundation.



DECORATIVE RIDGE CRESTING
Heavy-duty cast aluminum adornment that adds a beautiful English look to the ridge.



TRANSOMS, GRIDS, WAGON WHEELS
Upgraded decorative options for a high-style aesthetic. Available in standard and estate greenhouses.



Passive ventilation is a gentle way to cool plants and people. From louvres to sidewall vents, here are several custom options to ensure optimal airflow in your greenhouse.



VICTORIAN GUTTERS
Provides a distinctive, decorative look that will enhance the appearance of your greenhouse.



CUPOLAS AND LANTERNS
Distinct details for your greenhouse roof to express your artistic vision and add visual appeal.



VESTIBULES
Design details to enhance your greenhouse entry that seamlessly integrates with your greenhouse.



AUTOMATIC SIDEWALL VENTS
Our extra wide sidewall vents are the perfect addition for a healthy cross breeze in your greenhouse.



ROTOCRANK CASEMENT WINDOWS
Passive ventilation, exclusive to the Meridian Estate line – ask our team for details.



LOUVRES & TRANSOM WINDOWS
Passive ventilation that increases airflow available in Cross Country standard line.



PORTICOS
Decorative element that adds architectural interest to the facade of the building.



PARTITION WALLS
Creates multiple grow zones within your greenhouse allowing you to propagate a wide variety of plants.



BREEZEWAY
An enclosed passageway that connects two structures to provide protection from the elements.



STANDARD STORM DOORS
Available in any color, pre-hung, lockable with an adjustable screen vent. Single or double doors available.



COMMERCIAL STOREFRONT DOORS
Insulated with safety glass and deadbolt lock. Custom sizes, color and panic hardware options.




CUSTOM DOORS
High style custom greenhouse options include sliding, stackable or garage doors for upgraded frame only.

Cape Cod Series Greenhouses



The **Cape Cod** greenhouse has been turning heads all over the place, and it's easy to see why!

With its classic 45-degree, 12/12 roof pitch, this greenhouse not only brings charm to your yard but also offers the perfect space for small trees and hanging baskets. Plus, that steep roof makes snow slide right off, perfect for those chilly, snowy winters.



Charley's Pro Tip:
Moving a door can make a world of difference.

Adding double doors to the sidewall is perfect if you want to bring in larger furniture. Picture this: on a warm evening, you open those doors during dinner. Now, that's an invitation you'll look forward to!



Cape Cod Model 12/12 Pitch

Dimensions	3mm Glass	6mm Glass	Twinwall	Fivewall	Double Glass
6' 7" x 8' 7½"	\$9,855	\$11,544	\$9,855	\$15,925	\$24,650
8' 7½" x 12' 8½"	\$11,875	\$15,075	\$11,875	\$19,635	\$32,670
10' 8" x 18' 10"	\$22,725	\$27,557	\$22,725	\$30,920	\$54,130
12' 8½" x 16' 9½"	\$21,415	\$27,555	\$21,415	\$33,315	\$52,610
14' 9" x 18' 10"	\$31,465	\$37,771	\$31,465	\$40,785	\$66,100
16' 9½" x 20' 10½"	\$34,685	\$42,288	\$34,685	\$44,930	\$71,465

Didn't find what you're looking for? We can build any size – call us!



Traditional Series Greenhouses



The **Traditional Series** greenhouse, a favorite since the 1950s, is all about energy efficiency.

With a gentle 5/12 slope at 23 degrees, it's perfect for keeping heating costs down by reducing the air volume inside. You can even mix and match glazing options – polycarbonate roofing adds both energy savings and handy shading. It's a great choice if you're working with limited height in your outdoor space, too!

Traditional Model 5/12 Pitch					
Dimensions	3mm Glass	6mm Glass	Twinwall	Fivewall	Double Glass
6' 7" x 8' 7 1/2"	\$8,410	\$9,930	\$8,410	\$13,610	\$22,410
8' 7 1/2" x 12' 8 1/2"	\$9,580	\$12,373	\$9,580	\$14,235	\$29,610
10' 8" x 12' 8 1/2"	\$12,960	\$15,880	\$12,960	\$17,445	\$32,765
12' 8 1/2" x 16' 9 1/2"	\$17,465	\$22,664	\$17,465	\$27,545	\$47,000
16' 9 1/2" x 20' 10 1/2"	\$24,710	\$30,956	\$24,710	\$36,955	\$62,010
20' 10 1/2" x 31' 1"	\$53,730	\$64,206	\$53,730	\$63,280	\$107,535
Didn't find what you're looking for? We can build any size – call us!					



Pro Tip:
Do you have a sloped yard and need help planning your build?

We can help! By creating jogs in the base of the greenhouse, we can combat even the rockiest of slopes.

Cottage Series Greenhouses



If you're looking to blend a greenhouse right into your backyard, the **Cottage Series** is a perfect fit.

The roof pitch matches classic home styles with an 8.5/12 slope set at a 35-degree angle, giving you both snow-shedding ease and extra headroom. It's ideal for adding shelves, hanging baskets, lights, and other handy accessories to make the space your own!

Cottage Model 8.5/12 Pitch

Dimensions	3mm Glass	6mm Glass	Twinwall	Fivewall	Double Glass
6' 7" x 8' 7½"	\$9,005	\$10,601	\$9,005	\$14,515	\$24,650
8' 7½" x 12' 8½"	\$10,780	\$13,757	\$10,780	\$17,405	\$32,670
10' 8" x 14' 9"	\$18,160	\$21,926	\$18,160	\$23,570	\$41,095
12' 8½" x 16' 9½"	\$18,995	\$24,623	\$18,995	\$29,040	\$52,610
12' 8½" x 20' 10½"	\$24,540	\$30,022	\$24,540	\$33,120	\$59,145
16' 9½" x 20' 10½"	\$29,000	\$35,857	\$29,000	\$40,425	\$71,465

Didn't find what you're looking for? We can build any size – call us!



Carol's Pro Tip:
Thinking about attaching the greenhouse?



Remove the gable end and attach to an outside door and you have easy access to more living and growing space.

Pacific Series Greenhouses



Pacific Model 5/12 Pitch			
Dimensions	3mm Glass	Twinwall	Double Glass
6' 2¼" x 8' 4"	\$10,840	\$7,805	Meridian Estate Greenhouse Frame. Call for Pricing.
8' 3¼" x 12' 5"	\$15,200	\$8,260	
12' 4¼" x 16' 6"	\$22,935	\$15,425	
14' 4⅜" x 18' 6½"	\$28,410	\$21,620	
16' 5¼"x 20' 7"	\$33,000	\$23,410	
20' 6½" x 30' 10¼"	\$62,815	\$53,050	
Didn't find what you're looking for? We can build any size – call us!			



Our **Pacific Series** greenhouse has a lovely curved roof with a 5/12 slope at 23 degrees – a classic look that stands out!

You can choose from single tempered glass, twinwall polycarbonate, or insulated double glass. Twinwall is a smart pick for built-in shading and energy efficiency, and it's the easiest to install, too. Plus, our glass greenhouses are made with real bent glass, giving you that durable, genuine look that plastic just can't match!



Pro Tip:
Will the twinwall polycarbonate yellow over time?

Nope! It's built with a UV inhibitor to keep it from yellowing. Even with lots of sun, it won't lose more than 6% of its light transmission over 10 years.

Pacific Lean-To Greenhouses



Add a Cozy Attached Greenhouse to Your Home



Imagine stepping from your house into a warm, lush garden - no matter the weather outside.

An attached green-house offers gardeners an ideal way to extend their growing season, protect plants from the elements, and keep green space within easy reach.

Pacific Lean-to Attached 5/12			
Dimensions (Including Height)	3mm Glass	Twinwall	Double Glass
6' 2 ⁷ / ₈ " x 8' 4" x 8' 6 ¹ / ₈ "	\$10,310	\$9,285	Meridian Estate Greenhouse Frame. Call for Pricing.
6' 2 ⁷ / ₈ " x 12' 5" x 8' 6 ¹ / ₈ "	\$12,185	\$9,285	
8' 3 ³ / ₈ " x 12' 5" x 9' 4 ⁵ / ₈ "	\$13,710	\$10,730	
10' 3 ³ / ₈ " x 12' 5" x 10' 3 ¹ / ₈ "	\$15,615	\$12,995	
10' 8" x 18' 6 ¹ / ₂ " x 10' 3 ¹ / ₈ "	\$20,780	\$17,720	
12' 4 ³ / ₈ " x 16' 6" x 11' 1 ⁵ / ₈ "	\$26,170	\$12,180	
Didn't find what you're looking for? We can build any size – call us!			

Straight Eave Attached Greenhouses



Let's look at how it can transform your gardening experience!

Make the Most of Your Space: It makes smart use of the space you already have, maximizing every inch to bring you closer to year-round gardening.

Energy Saver: By sharing a wall with your home, it helps keep temperatures steady, which can lead to lower energy bills.

Friendly on the Budget: Compared to an extension on your home, this option costs 40% less than new construction.

Built for Weather: Designed to stand strong against wind and snow, it's a year-round haven for your plants, extending your growing season through every season. The structure will also preserve the attaching wall by protecting it from the elements.

An attached greenhouse, whether it's a lean-to or gable attached, isn't just an addition to your home; it's an extension of your garden life and will become the most loved room in your home. Ready to make every season a growing season?

Traditional Lean-to 5/12 Pitch					
Dimensions (Including Height)	3mm Glass	6mm Glass	Twinwall	Fivewall	Double Glass
6' 5" x 8' 7 1⁄2" x 8' 7 1⁄8"	\$9,545	\$11,115	\$9,545	\$12,860	\$24,215
6' 5" x 12' 8 1⁄2" x 8' 7 1⁄8"	\$10,135	\$11,862	\$10,135	\$13,835	\$25,580
8' 5 1⁄2" x 12' 8 1⁄2" x 9' 5 5⁄8"	\$11,905	\$14,023	\$11,905	\$15,850	\$29,410
8' 5 1⁄2" x 20' 10 1⁄2" x 9' 5 5⁄8"	\$16,140	\$19,201	\$16,140	\$23,555	\$39,590
10' 6" x 12' 8 1⁄2" x 10' 4 1⁄8"	\$14,045	\$16,575	\$14,045	\$18,200	\$33,060
12' 6 1⁄2" x 16' 9 1⁄2" x 11' 2 5⁄8"	\$25,010	\$29,274	\$25,010	\$29,970	\$50,605
Ask our team for pricing information on gable attached greenhouses today!					

Custom Greenhouse Designs for **Schools and Communities**

Thinking about adding a greenhouse to your school or community? We're here to help make it fit right into your space! At Charley's, we can customize the size – any length, width, or height – to match the look and feel of nearby buildings.



Need a greenhouse that's extra strong? Our line of **Cross Country Commercial Greenhouses** is built to handle tough weather, withstanding a minimum of **85 mph winds and 32 pounds per square foot of snow**. We can go even further, designing for any wind, snow, or **earthquake needs**. We'll take care

of the engineering, so your project moves forward smoothly. We also make sure your greenhouse suits your unique space and style. Whether you're looking for a low roof profile or a design that blends in with nearby structures, we've got flexible options to bring your vision to life.



Whether you're working with private developers, contractors for public organizations, setting up a community garden for your local municipality, or planning for a high-end residential space, our experienced team has the talent to complete your project on time and on budget. Let's make your greenhouse work beautifully for your school or community!

Our Favorite Garden Accessories

Welcome to Charley’s Supply Store! We’ve got everything you might need to make your greenhouse or garden thrive, from handy tools to must-have accessories—all picked to make your gardening easier and more enjoyable. Visit our website for our complete line of products.



Air King Bench Top Oscillating Fan - 12"

Great for 8' x 12' or smaller greenhouses, this 12-inch fan's your answer. It's compact, efficient, and keeps air moving smoothly – ideal for greenhouses or plant-packed spaces where a little breeze makes a big difference. With three speeds, it's all about custom plant comfort!

SKU: C3065 | Price: \$99.95



Air King Wall Mount Fan - 12"

A durable and powerful wall-mount fan designed to keep air circulating efficiently in greenhouses. Comes with a custom bracket for easy installation on your greenhouse side-walls or roof.

SKU: C3067 | Price: \$129.95

Charley’s Greenhouse Heater

Greenhouses need a 'Greenhouse' heater designed for use in a humid environment and includes a built-in thermostat that goes as low as just above freezing, the Charley's 120-Volt Heater is compact yet powerful, ideal for maintaining a cozy temperature in small spaces. With built-in safety features and easy-to-use controls, it's a great choice to keep your plants thriving through colder months in your smaller backyard greenhouse.



120 Volt SKU: C4027 | Price: \$176.00

- Automatic Thermal Reset (for overheating protection)
- Grounded Power Cord, 6 ft.
- 1500 watts, 12.5 amps, 5,200 Btu's

240 Volt SKU: C4029 | Price: \$187.00

- Requires a 240-volt receptacle
- Low Setting: 1500 watts, 12.5 amps, 5,200 BTU's
- High Setting: 3000 watts, 25 amps, 10,400 BTU's



Hygro Thermometer

The Active Air Hygro-Thermometer tracks temperature and humidity with ease, featuring an external sensor and max/min history. Compact and reliable for any garden!

SKU: N2619 | Price: \$27.95



Shade Panel – 10x10'

UV-stabilized polyethylene with reinforced border and brass grommets every 24".

60% Green:

Sizes 8'x10' thru 20'x24'
SKU: C2151 Price: from \$94.95

87% Forest Green or Gray:

Sizes 10' x 12' thru 20' x 24'
SKU: C2155 Price: From \$144.95

65% Tan:

Sizes 10' x 10' thru 12' x 24'
SKU: C2157 Price: From \$129.95

*Additional custom sizes available upon request.



Univent

This unique solar vent control automatically opens and closes roof vents, cold frame lids, or top-hinged wall vents. It features two closing springs for added strength and includes a quick-release mounting bracket.

SKU: C3515 | Price: \$56.00

Replacement Cylinder:

SKU: C3513 | Price: \$19.95



Heat Saver Fan

Looking to spread warmth around your greenhouse more evenly? The Heat Saver Fan moves warm air down from the ceiling, helping you save energy and keeping your plants cozy. It's an efficient way to keep temperatures balanced without cranking up the heat. Great for greenhouses up to 120 sq. ft.

Dimensions: 5" x 5" x 6"

Power Reqs: 13 watts, 115 volts
Prewired 9 ft. power cord

Air Movement: 78 cfm

SKU: C3086 | Price: \$135.00

Grommet Clips

Need a reliable way to keep your shade cloth or greenhouse covers in place? These Grommet Clips are just the thing! They make attaching fabric to frames or cables a breeze, and they're sturdy enough to handle strong winds without budging. Just snap them on, and you're set—no tools needed! Sold in packs of 10. Made from recycled plastic.

SKU: C2040 | Price: \$5.95



Humidity System with Humidistat

Keep your greenhouse at the perfect humidity level with Charley's Humidity System. Ideal for delicate plants like orchids and tropicals, this system automatically adjusts moisture levels for optimal plant health. It's easy to install and runs off your water supply and a 115-volt household outlet.

- **Automatic Humidity Control:** Set your desired humidity, and the system does the rest.
- **Perfect for Sensitive Plants:** Ideal for orchids, tropicals, and seedlings.
- **Simple Setup:** Includes everything needed for fast, hassle-free installation.
- **Reliable Performance:** Powered by water supply and standard 115-volt outlet.
- **Includes:** Humidifier, tubing, humidistat, 10 misting nozzles, solenoid valve, water filter, pressure gauge, and more.

SKU: M6004-HUM-B | Price: \$499

Our Favorite Garden Accessories Cont’d

Air King Clip-On Fan - 6”

A sturdy clip-on fan designed for greenhouses, offering strong airflow and hassle-free installation. Its adjustable, compact design makes it perfect for small spaces.

- Quiet, 2-speed operation gently circulates fresh air.
- 6” blade delivers 90 cfm on low, 190 cfm on high, moving air over 20 ft.
- Fan head tilts and rotates to point in any direction. Uses only 37 watts. 6-ft. power cord.



SKU: C3068 | Price: \$43.95

Schaefer Horizontal Airflow Fan

The Schaefer Long Life Circulation Fan is designed to keep air moving evenly in your greenhouse 24/7, helping control humidity and temperature swings.

8” model effectively circulates air up to 30 feet. Ready to plug in with 4-1/2 ft grounded power cord. 5 blades, 450 cfm, 0.6 amps, 115 volts.

SKU: C3043-8 | Price: \$269.00

12” model includes non-wired power cord. Choose to attach the cord or hard wire into your system. Also, the motor is set up for 115 volts. If you want 230V, you can rewire the motor. 3 blades, 1470 cfm, .65/1.3 amps, 115V/230V.

SKU: C3043-12 | Price: \$349.00

Optional Safety Cable Kit:

For additional safety, a secondary support should be installed anytime the fan is mounted overhead.

SKU: C3053 | Price: \$76.00



Caframo Chinook Fan

A high-quality finger safe table top fan that is designed for a healthy greenhouse environment.

- Whisper quiet
- 2 colors: black or white
- 2 speeds
- 35 Amps at 120V
- 6’ cord (1.83m)
- 2-year warranty

SKU: C3006 | Price: \$55.00



Marley 240-Volt Portable Heater

When the temperature dips, this powerhouse heater keeps your space warm and comfortable. With a big 4,000-watt heating capacity, it delivers over 2.5 times more heat than any standard 120-volt heater! Designed for flexibility, it pivots in its stand for targeted warmth and can be mounted on the frame ceiling, wall, bench, or floor. This durable heater offers serious heat when you need it most.

- Two heat settings: 9,100 BTUs (2,667 Watts) or 13,650 BTUs (4,000 Watts)
- Powerful 8” fan ensures even heat distribution
- Adjustable thermostat for customized comfort
- Fan-only mode for air circulation without heat
- Sturdy three-way bracket for floor, wall, or ceiling mounting
- Heavy-duty heating elements built to last
- 6-ft. power cord included (20-amp, NEMA #6-20P wall receptacle)
- Compact & portable with built-in handles
- Bronze finish for a rugged, professional look
- Size with bracket attached is approx. 21” W x 16” H x 8” D
- **240 Volt Plug-in Required**

SKU: C4019 | Price: \$644.95



BioGreen Palma Twin Heater

Durable and efficient 1500W greenhouse heater with 5120 BTU heat output, splash-proof design, and a fan-only mode for versatile use in spaces up to 120 sq. ft.

- Ideal for spaces up to 120 sq. ft., ensuring even a large greenhouse stay cozy.
- Durable stainless steel housing resists corrosion, ensuring long-term use.
- Splash-proof with an IPX4 rating, making it safe for use in humid and wet greenhouse conditions.
- 110V operation means its plugs into any standard outlet, with a 6.6 ft cable for flexible positioning.
- Energy-efficient fan mode ensures consistent air distribution and maintains optimal growing conditions.

SKU: C4031 | Price: \$250.00



BioGreen Phoenix Air Circulation Tube

Provides efficient air circulation combined with the Phoenix Heater for optimal greenhouse growing. The Air Circulation Tube is easy to install on either the floor or ceiling of your greenhouse. Its tear-proof and ultrasonically welded eye-lets provide extra strength and durability, while its minimum energy input ensures maximum efficiency.

- Extra strong 90 gsm film
- Easy to install on the floor or ceiling
- Fasteners included

SKU: C4057 | Price: \$85.00

‘In Your Greenhouse’ Book

The ‘In Your Greenhouse’ book is the perfect guide for novice greenhouse gardeners. With over 20 years of experience in the industry, **Greta Heinen** provides helpful information, illustrations, and color photographs to answer all the questions you may have about year-round gardening in a greenhouse. Topics include finding the optimal structure, ventilation, heating, lighting, watering and humidity.

SKU: V9014 | Price: \$10.95



Canarm T115 Industrial Thermostat

With one control for heating and cooling, the T115 Industrial Thermostat is a reliable and efficient solution for industrial, commercial, and agriculture. The rugged and weather resistant NEMA 4X enclosure makes it suitable for placement in almost any environment. It can tolerate moist conditions, water spray, high humidity, airborne contaminants, and moderately corrosive conditions.

SELECT:

Hard-Wire: Ready for your electrician to hard wire to control either a vent system or a 120-volt portable heater. (No power cord.)

Prewired for Fan: To use, set temperature dial, and your venting system will operate automatically! Can also be used to control an evaporative cooler.

Prewired for Portable Heater: To use, set your 120-volt heater thermostat on “high” (closed circuit). Now set the new thermostat to any desired temperature.

SKU: E3124 | Price: from \$69.95



Our Favorite Garden Accessories Cont'd

Evaporative Cooler, 2800 CFM

Living in a hot climate and need to cool your greenhouse below the outside temperature? This Evaporative Cooler is here to help! It cools the air by blowing it over water, which is great for greenhouses and outdoor living spaces that need a refreshing breeze.



- **Simple Operation:** Connect directly to your water supply, plug in, and cool down!
- **Dimensions:** 22" W x 31" D x 27" H
- Speed: 2 speed at 2800 CFM – great for greenhouses up to 16' x 20' or add multiples for larger greenhouses
- Voltage: 115 Volts

SKU: C6094-2800 | Price: \$794.95



Bayliss MK7 Opener

The Bayliss Solar Powered Vent Opener helps to regulate the temperature in your greenhouse. These vents expand and contract based on the adjustable operating temperature between 55 and 75F (13-24C). Upgrades are available for hot-houses or for high-wind areas. Replacement cylinders are available for purchase with a one-year warranty.

This is our standard automatic vent opener for Cross Country Greenhouses. The perfect option for your roof vent openers or double side vents. With three springs to help pull the vents shut and seal off your greenhouse.

SKU: C3503 | Price: \$105.00

Bayliss MK7 Replacement Tube

Noticing your MK7 Standard Bayliss Solar Vent isn't working like it used to? This Power Tube Replacement brings it back to life, allowing the vent to open and close smoothly as temperatures shift.

The standard replacement tube for Bayliss MK7 Solar Vents with a temperature opening range of 55 – 75 degrees. It's a simple solution to keep your greenhouse ventilated correctly without any manual adjustments.

SKU: C3510-1-55 75 | Price: \$29.95



Cedar Bench

This attractive, sturdy cedar bench makes a convenient surface for planting seed trays and potting-up transplants! Simple assembly, screws included. Work surface is 30" high. Your Options;

Length: 4', 5', 6'
Width: 20¼", 25½", 33½"

SKU: D1089 | Price: from \$245

Cedar Grid-Top Bench Kit

This resin grid-top cedar bench is made from durable, industrial-grade resin that resists rust, rot, and corrosion for long-lasting use. The 1" x 1" grid promotes air circulation, drains soil and water, and reflects light upward without glare to benefit plants. Available in 2x4, 2x5 or 2x6 feet.



SKU: D1004-2x4 25 ½" W x 48" L x 30" H | Price: \$252.00
SKU: D1004- 2x5 25 ½" W x 60" L x 30" H | Price: \$299.00
SKU: D1004-2x6 25 ½" W x 72" L x 30" H | Price: \$348.00



Charley's Exclusive Cedar Potting Bench Kit

The Cedar Wood Potting Bench kit offers a convenient and durable surface for all your gardening tasks, such as planting seed trays and potting- up transplants.

- **Finishing Options:** You can stain the bench for a personalized look or leave it to weather naturally to a soft silver grey.
- **Product Dimensions:** 48" L x 25½" D x 54" H (122 cm L x 65 cm D x 138 cm H)

What's Included:

- Precut and predrilled unstained* cedar boards for the bench and upper shelves.
- Screws for assembly
- Detailed assembly instructions

Want to Maximize Bench Space?

Add our optional bottom shelf (from \$98) to keep plants and supplies off the ground – effectively doubling your bench space!

4 Foot SKU: D3023-4 | Price: \$469.00
6 Foot SKU: D3023-6 | Price: \$623.00



Our Favorite Garden Accessories Cont'd



Bottom Shelf for Charley's Cedar Benches

Add a lower shelf and nearly double your bench space. Keep plants and supplies up off the ground. Solid cedar 1" thick boards precut and predrilled. Made from Western Red Cedar known for its long life and resistance to insects.

Options:

Length: 4', 5', 6'
Width: 20¼", 25½", 33½"

SKU: D1025 | Price: from \$84.00

Wire Shelf with Brackets

This attractive shelf allows air circulation around plants and lets maximum sunlight through to the plants below. The wire spacing is extra close to support small pots, and the shelf stays clean without collecting soil or water. Bolts sold separately.



Your choice:

- 4' or 6' length
- 12" or 16" Wide
- White, Green, Brown or Black

SKU: D1455 | Price: from \$59.50



Mars Hydro LED Grow Light

Imagine a vibrant garden full of healthy plants all year round. The Mars Hydro TSL-2000 LED Grow Light makes this possible with perfect lighting for your greenhouse or indoor garden. Easily adjust brightness with its dimming feature to suit your plants' needs. Expanding your setup is simple with the daisy chain option to connect more lights as your garden grows. Its energy-efficient design delivers powerful lighting without raising your electricity bill. Built to last with a 50,000-hour lifespan and a 5-year warranty, the TSL-2000 is a reliable choice for years of gardening success.

- Size: 40"
- Wattage: 300W
- Vegetative Coverage: 3' x 5' (0.9m x 1.5m)
- Flowering Coverage: 2' x 4' (0.6m x 1.2m)

SKU: L5034 | Price: \$349.00

Resin Grid Top, Set of 2

This super tough bench top is made from a durable resin material that will not rust, rot or corrode. Industrial grade agricultural material for long life. Plants benefit from good air circulation through the 1" x 1" grid. Soil and water drain away, and the light-colored grid reflects light up to plants without glare. 48" L x 24 ½" W. Set of 2. Note does not include bench.




SKU: D1002 | Price: \$119.90


The Polycarbonate Store

The Polycarbonate Store offers durable, USA-made multi-wall **polycarbonate sheets**, **aluminum capping**, and **accessories** designed for projects of all sizes. Backed by expert in-house support, we produce high quality products for homeowners and contractors alike.


UV-protected, durable, lightweight, and built to last. Find the perfect sheets for your project today!




6mm




8mm



10mm



16mm



25mm

Get all the parts needed to finish your DIY project in our one-stop online shop!

Visit polycarbonatestore.com or call **1-888-977-POLY** today!



Some applications for polycarbonate sheets:

- Ramp, Patio and Balcony Coverings
- Pergolas and Grill Covers
- Solariums and Breezeways
- Retail and commercial partition walls
- Do-It-Yourself Greenhouse
- Hot Tub Enclosure
- Wheelchair Ramp Cover

Charley's

GREENHOUSE
& GARDEN SUPPLY

Charley's Greenhouse | Toll Free: 1-800-322-4707 | www.charleysgreenhouses.com
Polycarbonate Store | Toll Free: 1-888-977-7659 | www.polycarbonatestore.com

17979 State Route 536. Mount Vernon, WA, 98273
A DIVISION OF B.C. GREENHOUSE BUILDERS (U.S.), INC.
Prices may change without notice.